

Q-TIP PAINTING

I love painting with my kids, but there are some challenges.

CHALLENGE 1: ONE BRUSH

The painting set only comes with one brush...I have two kids. I usually can scrounge around for an old one, or steal one from my nice art set, but that doesn't always work out.

CHALLENGE 2: YOUNG KID STUGGLES

Small kids have small hands. This is a great alternative to a brush as they can have more control.

CHALLENGE 3: COLOR MIXING

The paint set doesn't last long. The colors get mix and there is nothing fun about a brown rainbow. Plus if an accidental mix happens, just use a clean swap to wipe it down.

CHALLENGE 4: ORDINARY ACTIVITY

Now, I never get bored painting. My children rather enjoy it, but why not shake it up a bit. So I came up with this new activity. Although, it's apparently not that new, when I searched it online there is tons of stuff out there... But, I suppose that's validation that it is a good idea!

SUPPLIES

BLANK PAPER OR COLORING PAGES

(Check-Out "I Miss You All Day All Week" Coloring pages on www.storiesbymom.com)

COTTON SWABS

I used safety swabs here. They have a fat end for quick painting. Regular or precision swabs are great for more fine details.

PAINT

I used watercolors, but any paint will do!

WATER



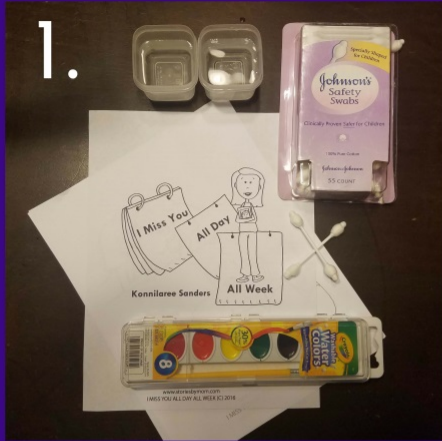
I have two, because I have two kids. The 5-year old isn't a fan of sharing water with the 2-year old.

KEEPING IT CLEAN!

Not shown here....I the girls usually wear an apron, and I keep paper towels and newspaper standing by to avoid further messes.

HOW TO

The rest is pretty basic. Paint and have fun.




1. Gather Supplies

2. Paint using one Q-Tip for each color

3. Clean any mixed paint with a clean Q-Tip

Q-Tip Painting 3 Easy Steps

www.storiesbymom.com



Thank you for you for downloading this free project. I hope it inspires your children and reminds them that they are artistic and can have fun experimenting.

We encourage you to share our activities as much as you like. We just ask that you also please share our website. Stories by Mom is a self-published book and we can use all the help we can get to get it out there. Our goal is to use our books and activities to excite children about reading. We hope they can relate and have fun.

Happy painting,

Konnilarree Sanders

www.storiesbymom.com



This activity was inspired by our latest book.

"I Miss You All Day All Week."

It is about, Abigail a little girl who is worried about missing her father while he works. They spend time together to think about the adventures to be had when the weekend comes.

You can buy on our website or Amazon. If you love it, please leave a review

Also, please follow us on facebook.com/storiesbymom and like and share our webpage.

